



**Bobcat**<sup>®</sup>

**Compact Tractors**



***One Tough Animal***<sup>™</sup>



## Why compact tractors?

Compact tractors pack a lot of work potential in a small package. They are suitable for many different people, such as homeowners with acreage, animal owners, hobby farmers, as well as landscape contractors and grounds crews. Compact tractors allow so many different people to do more types of work because of their versatility. With a compact tractor you can move materials, grade driveways, mow lawns or pastures, install fences and do so much more. That versatility comes from all the attachments and implements you can use with a compact

tractor: front end loaders with buckets or pallet forks, angle blades, augers, box blades, mowers, snow blowers and tillers to name just a few.

Compact tractors are comfortable to operate and can be made even more comfortable with a wide range of comfort features, such as tilt steering, suspension seats, cruise control, even air-conditioned and heated cabs. Your compact tractor will help you connect with your land as you work in comfort on those projects around your house. And for the commercial operator, a

compact tractor is certainly more comfortable than operating a shovel or wheelbarrow all day!

There may be other machines that can get the job done, but few are easier to operate after carefully reading the operation and maintenance manual. So, if you or members of your crew are new to compact tractors, don't worry. With many sizes to choose from, there is a compact tractor ready to conquer your to-do list.

## Why Bobcat Compact Tractors?

When you have a lot to do, you need a compact tractor that is easy to operate – and one that takes the headache out of changing implements. Just as importantly, you want to make your work simple, quick and enjoyable.

Nobody knows this better than Bobcat. For more than a half-century, Bobcat® equipment has been doing the world's toughest work. Our loaders, excavators, utility vehicles, telescopic tool carriers and utility work machines work on more jobsites than any other brand, and our attention to fit and finish enables operators to stay productive and comfortable.

Now Bobcat offers a new line of compact tractors with the same toughness, agility and versatility that have made the brand a worldwide icon of productivity and reliability. They're ready to hook up to a wide variety of hard-working, rugged implements that eliminate hand labor from your day. Plus, you'll have access to one of the world's best dealer networks for easy access to parts and factory-trained service.

Like all Bobcat equipment, these agile machines are strong enough for your biggest jobs, but small enough to work in tight areas. What's more, Bobcat compact tractors provide premium features as standard equipment – such as telescoping lower links, tilt steering

and a suspension seat. Often these same features are considered optional on other brands, or they come with a hefty price increase.

With its outstanding value, extraordinary versatility, superior comfort, and those familiar colors, nothing works harder than a Bobcat compact tractor.

### Bobcat compact tractors have many benefits to help you:

- Do more
- Do it faster
- Make work enjoyable
- Operate like an extension of your own arm
- Get more uptime and do less upkeep
- Operate a wide variety of implements and attachments
- Tailor your machine with options and accessories

# Do more.

The 3-point hitch – the business end of your tractor. Every compact tractor has one, but Bobcat's is better. This is where your implement changes occur, making it one of the most important features to consider. Throughout the day, you can go from mowing to grading to digging a hole – so the easier it is to hook up implements and attachments, the more useful your tractor will be.

**Bobcat makes premium features standard on its tractors** – so those attachments and implements are easy to switch, and easy to use. You'll be able to do more tasks, do them better and do them more easily. That goes a long way to improve your results, and make your toughest work more agreeable.

## 3-Point Hitch Versatility

With a wide variety of available implements, you can tackle any job. And as you go from one job to another, you will need to change your implements. Bobcat 3-point hitches are designed so one person can quickly change implements as the job requires – without constantly climbing on and off the tractor to check your link positioning or calling neighbors and dealerships for help.

**Telescoping lower links** are typically found on premium machines, but they come standard on most Bobcat® compact tractors. This handy 3-point hitch feature eliminates the need to precisely position the tractor when hooking up an implement. Just pull in close to the implement, extend the links and secure with pins.



Easily adjust the links from side to side, or up and down with our telescoping sway bars and **crank-style lower link adjustment**. There are no rusty, dirty turnbuckles to fight with. Just adjust your lower links from side to side, extend the sway bars and secure with pins. Turn the crank to raise or lower the link, and you're ready to work!

**adjustment.** There are no rusty, dirty turnbuckles to fight with. Just adjust your lower links from side to side, extend the sway bars and secure with pins. Turn the crank to raise or lower the link, and you're ready to work!





## PTO Versatility

Every Bobcat tractor comes with rear Power Take-Off (PTO) for your rear-mounted implements, and

optional **mid-PTO** operates plenty of powered implements that eliminate difficult hand labor – mowers, tillers, snowblowers and more. Live or independent PTO helps you to get more flexibility for the jobs you do:

**Live PTO** is available on models CT235 and lower, enabling your PTO to stay engaged at full speed as you stop or change directions while mowing around landscape features. This provides a better work result in tight areas, delivering consistent, even cutting and superior attachment performance.

**Independent PTO** is a premium feature that comes standard on Bobcat tractor models CT335 and up. With independent PTO, you just flip a switch to engage or disengage the PTO without stopping the tractor or using a clutch. It comes in handy on many jobs. For example, when you're using an auger, you can stop the attachment as you move from one hole to the next.



Easy-on for moving materials. Easy-off for improved maneuverability. The front-end loader attaches and removes in minutes.

## Front-End Loader Versatility

Easily move or carry dirt, mulch or manure; dig dirt and dump material with our front-end loader. Bobcat's dual hydraulic pumps, together with greater tractive effort, provide consistent, ample power for lifting. A bucket level

indicator is constantly in your view, preventing spillage and boosting your carrying capabilities. The optional **Bob-Tach™** mounting system makes it quick to change buckets or hook up a pallet fork for moving materials.



Optional Bob-Tach™

Want to learn more about everything you can do with your tractor? Visit [www.bobcat.com/tractorsdomore](http://www.bobcat.com/tractorsdomore)



# Do it faster.

When you get right down to it, you need a tractor to get work done. With Bobcat® compact tractors, you can do that work faster and increase your productivity.

## Quickly change directions

While operating a compact tractor – mowing, grading, working with a loader – you change directions frequently. If you can go from forward to reverse and back again quickly, you'll save a

lot of time. Bobcat's hydrostatic transmission allows you to change directions without frequent stops and gear changes.

## Tight Turning Maneuverability

If you don't have to turn around as often, you can get more work done in less time. Our smaller tractor models already have a tight turning radius, and our larger models are equipped with



steering brakes (found on models CT335 and up). Steering brakes are especially useful when you're working between buildings, in pens, barns or around trees. They significantly tighten your turning radius and neatly pivot the tractor on its inside wheel.

## Increased tractive effort

Bobcat compact tractors stand out because of their beefy, heavy-duty materials and construction. The added weight puts more horse-power to the ground and prevents wheel spin. Standard four-wheel drive provides power to the rear and front axles, delivering power and traction – even in slippery conditions. The standard rear differential lock is there for additional traction.



Maximized machine weight, coupled with four-wheel drive, gets more power to the ground for better traction and more pushing performance. Its strong front-end loader design provides an **average loader lift capacity that is 21% higher than competitive tractors** – so you can carry more and do the job in fewer trips.

*Want to learn more about doing jobs faster with a Bobcat compact tractor? Visit [www.bobcat.com/fastertractor](http://www.bobcat.com/fastertractor)*

# Make work enjoyable.

When you're faced with hours of mowing and grounds upkeep, a comfortable tractor is a must. Bobcat® compact tractors offer outstanding features that make tough jobs simple, comfortable and enjoyable. When you're working comfortably, you're also working productively. Homeowners and commercial operators alike can stay focused on the job and reduce fatigue. So go ahead and let a few projects pile up. That just means you can spend a little more time on your Bobcat compact tractor.

## Comfortable Ride

A comfortable ride is one of the key factors to consider when you're buying a compact tractor. When you're working, frequent stops and direction changes are common. And compact tractors are often used in rough, bumpy terrain.

Bobcat's **hydrostatic transmission** enables smooth, easy direction changes to maneuver comfortably. Our **suspension seat**, a standard feature on all

Bobcat compact tractors, reduces bumps and vibrations that can quickly wear you down. Even the **rubber floor mat** dampens vibrations to give you a better day's work. Optional, smooth-riding **turf tires** and **deluxe suspension seat** make your ride even more comfortable.

*Want to learn how Bobcat tractors make your work more enjoyable? Visit [www.bobcat.com/enjoyabletractor](http://www.bobcat.com/enjoyabletractor)*

## Comfortable Controls

Your Bobcat compact tractor is designed so handles and levers are within easy reach. Plus, the knobs are color-coded to help you find the right control when you need it. A **deluxe instrument panel** provides important operator information that's easy to see and read.

Bobcat's **integrated joystick control** is mounted on the tractor instead of on the loader. You don't have to reach outward to use it, and it doesn't block your entry and exit from the tractor on either side. Our ergonomically shaped controls and pedal with minimized range of motion will reduce strain and make work more enjoyable.

## Adjustable Operator Station

One size does not fit all. Our operator station accommodates every operator – big, small or in-between. An adjustable **suspension seat**, **tilt steering** and

**open foot space** – even the details, like a handy **cup holder** – work together to make your time spent on the tractor a comfortable, enjoyable experience.

Tilt steering and a suspension seat that adjusts backward, forward, up and down will accommodate every operator and make you more comfortable while you work.



Some models also come equipped with debris shields that protect you from mud and dirt without sacrificing visibility to the tires or mower deck.



# Extension of Your Own Arm

Comfort, ease of use and productivity go hand in hand. When your tools are easy to use and safe, you can do more with them. That's why Bobcat® compact tractors feature intuitive, natural fitting controls – so inexperienced operators can quickly get up to speed, and old pros can instantly go to work.

## Natural Fitting Controls

With a Bobcat compact tractor, you're just one step away from proficiency. Intuitive, safe and easy-to-use controls are color-coded with familiar placement in the operator station; you won't struggle to find the right lever or button. Handles, levers, switches and other controls are easy to reach, grip and engage. Visit your Bobcat dealer for a test drive, and see how you can put the labor-saving power of a Bobcat compact tractor to use on your grounds or property.

*Want to learn more about these features?  
Visit [www.bobcat.com/tractorextension](http://www.bobcat.com/tractorextension)*



Our integrated joystick control is there when you need it, and it's out of the way when you don't.

## Dual Entry and Exit

Unlike many tractors, the operator's station is accessible from either side of the compact tractor. That can save you time when your tractor is up against a tight corridor in a stable. Plus, there's just a minimal transmission "hump" to straddle on the flat operator deck.

**The Roll Over Protective Structure (ROPS)** protects the operator in the event of a roll-over when the ROPS is locked in the up position and the seatbelt is fastened. The foldable ROPS can be temporarily lowered when driving under trees, into garages or in other low-clearance areas.

## Operator Safety

Operator safety is always an important consideration. Before a tool can become a natural extension of your arm, you have to feel safe while you use it. Bobcat compact tractors have a number of safety features:

- Retractable seatbelt
- PTO shield
- On-board operator's handbook
- Fender grab handles for stable entry and exit
- Operator area debris shields available on some models help keep mud and dirt off the operator
- Storage for operation and maintenance manual
- Slip-resistant rubber-coated pedals and rubber mat
- Safety interlock system is included on all models to provide operator and bystander protection while starting and operating the tractor
- Standard spark arrestor muffler

# More uptime. Less upkeep.

Thousands of people use Bobcat® equipment to make their living and build their reputations. These customers expect performance – day after day in the toughest working conditions – with minimal interruptions. Compact equipment has to be tougher, stronger, and easier to maintain than other machines. Why? Because when you're not working, you're not making money.

Like all of our equipment, durability, reliability and ease of maintenance are our top priorities. Bobcat compact tractors are rigorously tested in a wide range of applications. They're built to withstand the toughest working conditions and keep coming back for more. Our **dual-cooling system** includes a radiator dedicated to engine cooling, and a hydraulic cooler for the transmission. This system runs more efficiently and protects your engine – so your tractor will run better and last longer.

Rugged, **metal hoods and fenders** are built to resist dents, scratches and fading. **Sealed electrical connections** protect your tractor's electrical system against moisture, corrosion and shorts. **Cordura-wrapped hoses** and **clean, secure hose routing** protect from impact, debris, weathering and vibration. A **sealed engine compartment** keeps dirt from getting into your engine compartment and extends the life of your components.

## Simple Serviceability

Maintenance points on your tractor are easy to find and reach. That means upkeep is simple and takes up less of your time – so you'll get peak performance, day in and day out, for years to come.

*Want to learn more about Bobcat durability and ease of maintenance? Visit [www.bobcat.com/tractormaintenance](http://www.bobcat.com/tractormaintenance)*

## Battery and filter

Simply open the hood to quickly and easily access the battery and filter for occasional maintenance.

The do-it-yourselfer can open the hood and remove the side panels for complete access to virtually all major engine and electrical components.



## Daily maintenance checks

Dipstick access is out in the open. There is no need to remove panels or lift the hood to check engine or hydraulic oil levels.



The two-stage air filter (included on most models) doubles the protection against extremely harmful dirt that can damage your engine. Wide-open access allows a quick, easy filter change when needed.



**The growing list of Bobcat attachments and implements:**

- 3 pt. Angle Blade
- 3 pt. Auger
- 3 pt. Rear Ballast Box
- 3 pt. Box Blade
- 3 pt. Finish Mower
- Mid-Mount Mower
- 3 pt. Rotary Cutter
- 3 pt. Seeder
- 3 pt. Snowblower
- 3 pt. Soil Cultivator
- 3 pt. Sprayer
- 3 pt. Tiller
- 3 pt. Tine Rake
- Backhoe
- Front-End Loader with pin-on or Bob-Tach™ mounting system and pallet fork and bucket options

# Attachments & Implements

There's always mowing to be done or material to move. Today you could be mowing; tomorrow you could be grading your driveway. If you want to maximize your versatility, know this: Bobcat pioneered the attachment industry. Nobody builds or designs more attachments for the compact equipment industry.

The Bobcat® compact tractor packs a lot of versatility for the price. If you want to get the most out of your machine, purchase the implements and attachments you regularly use, like the mower. For those special one-time projects – like digging a trench with a backhoe – rent it from your local Bobcat dealer. With over 550 locations

in North America, there's sure to be a source of implements, attachments, accessories, parts and service nearby.

*Want to learn more about Bobcat attachments and implements? Visit [www.bobcat.com/tractorimplements](http://www.bobcat.com/tractorimplements)*





# Specifications Bobcat® Compact Tractors

Model	CT120	CT122	CT225	CT230	CT235	CT335	CT440	CT445	CT450
<b>Engine</b>	Diesel - Tier II	Diesel - Tier IV	Diesel - Interim Tier IV	Diesel - Interim Tier IV	Diesel - Interim Tier IV	Diesel - Interim Tier IV	Diesel - Interim Tier IV	Diesel - Interim Tier IV	Diesel - Interim Tier IV
Gross Horsepower	21 hp (15.7 kW)	22 hp (16.4 kW)	27 hp (20.1 kW)	30 hp (22.4 kW)	34 hp (26.1 kW)	38 hp (28.3 kW)	41 hp (30.6 kW)	45 hp (33.6 kW)	49 hp (37.3 kW)
No. of Cylinders	3	3	3	3	3	3	4	4	4
Total Displacement	56.6 cu. in. (0.9 L)	61.5 cu. in. (1.0L)	85.4 cu. in. (1.4 L)	91.5 cu. in. (1.5 L)	97.6 cu. in. (1.6 L)	109.8 cu. in. (1.80 L)	122 cu. in. (2.0 L)	134.3 cu. in. (2.2 L)	146.5 cu. in. (2.4 L)
Fuel Tank Capacity (gallons)	5.3 gal. (20.0 L)	5.3 gal. (20.0 L)	7.9 gal. (30.0 L)	7.9 gal. (30.0 L)	7.9 gal. (30.0 L)	11.9 gal. (45.0 L)	11.9 gal. (45.0 L)	11.9 gal. (45.0 L)	11.9 gal. (45.0 L)
<b>3 pt., PTO, &amp; Hydraulics</b>									
PTO Horsepower	14.5 hp (10.8 kW)	16.2 hp (12.1 kW)	19.5 hp (14.5 kW)	22 hp (16.4 kW)	26.5 hp (19.8 kW)	26.5 hp (19.7 kW)	30 hp (22.3 kW)	34 hp (25.4 kW)	38 hp (28.3 kW)
3 pt. Hitch	Category I	Category I	Category I	Category I	Category I	Category I	Category I	Category I	Category I
Lift Control Type	Hydraulic Position Control System	Hydraulic Position Control System	Hydraulic Position Control System	Hydraulic Position Control System	Hydraulic Position Control System	Hydraulic Position Control System	Hydraulic Position Control System	Hydraulic Position Control System	Hydraulic Position Control System
Lift capacity at 24" behind lift points (per SAE J283)	860 lb. (390 kg)	860 lb. (390 kg)	1508 lb. (684 kg)	1508 lb. (684 kg)	1508 lb. (684 kg)	1700 lb. (771 kg)	1870 lb. (848 kg)	1870 lb. (848 kg)	1870 lb. (848 kg)
Maximum hydraulic lift capacity at 24" behind lift points (measured at 15" above ground)*	1200 lb. (544 kg)	1200 lb. (544 kg)	1676 lb. (760 kg)	1676 lb. (760 kg)	1676 lb. (760 kg)	2475 lb. (1122 kg)	2625 lb. (1190 kg)	2625 lb. (1190 kg)	2625 lb. (1190 kg)
Rear PTO	540 rpm	540 rpm	540 rpm	540 rpm	540 rpm	540 rpm	540 rpm	540 rpm	540 rpm
Rear PTO system	Live	Live	Live	Live	Live	Independent	Independent	Independent	Independent
Mid PTO (optional)	2000 rpm	2000 rpm	2000 rpm	2000 rpm	2000 rpm	2000 rpm	2000 rpm	2000 rpm	2000 rpm
Total Hydraulic Pump Capacity	7.7 gpm (29.0 L/min.)	7.7 gpm (29.0 L/min.)	12.2 GPM (46.2 L/min.)	12.2 GPM (46.2 L/min.)	12.2 GPM (46.2 L/min.)	14.5 GPM (54.9 L/min.)	16.1 GPM (61.0 L/min.)	16.1 GPM (61.0 L/min.)	16.1 GPM (61.0 L/min.)
Implement			7.9 GPM (29.9 L/min.)	7.9 GPM (29.9 L/min.)	7.9 GPM (29.9 L/min.)	9.5 GPM (36.0 L/min.)	9.5 GPM (36.0 L/min.)	9.5 GPM (36.0 L/min.)	9.5 GPM (36.0 L/min.)
Steering			4.3 GPM (16.3 L/min.)	4.3 GPM (16.3 L/min.)	4.3 GPM (16.3 L/min.)	6.6 GPM (25.0 L/min.)	6.6 GPM (25.0 L/min.)	6.6 GPM (25.0 L/min.)	6.6 GPM (25.0 L/min.)
Rear Hydraulics (optional)	Single	Single	Single or Dual	Single or Dual	Single or Dual	Single or Dual	Single or Dual	Single or Dual	Single or Dual
Telescopic Stabilizers	Standard	Standard	Standard	Standard	Standard	Standard	Standard	Standard	Standard
Lower Links	Rigid	Rigid	Telescopic	Telescopic	Telescopic	Telescopic	Telescopic	Telescopic	Telescopic
Lifting Rod	Turnbuckle	Turnbuckle	Crank	Crank	Crank	Crank	Crank	Crank	Crank
<b>Drive System</b>									
Transmission	Hydrostatic	Hydrostatic	Hydrostatic	Hydrostatic	Hydrostatic	Hydrostatic	Hydrostatic	Hydrostatic	Hydrostatic
Speed Ranges	2	2	3	3	3	3	3	3	3
Brakes	Wet Disc	Wet Disc	Wet Disc	Wet Disc	Wet Disc	Wet Disc	Wet Disc	Wet Disc	Wet Disc
Rear Diff. Lock	Std	Std	Std	Std	Std	Std	Std	Std	Std
Four-Wheel Drive	Std	Std	Std	Std	Std	Std	Std	Std	Std
<b>Travel Speeds (w/Ag Tires)</b>									
Range 1 (low)	0-3.6 mph (0-5.8 km/hr.)	0-3.6 mph (0-5.8 km/hr.)	0-3.3 mph (0-5.3 km/hr.)	0-3.3 mph (0-5.3 km/hr.)	0-3.3 mph (0-5.3 km/hr.)	0-3.7 mph (0-5.9 km/hr.)	0-3.9 mph (6.3 km/hr.)	0-3.9 mph (6.3 km/hr.)	0-3.9 mph (6.3 km/hr.)
Range 2 (med)	n/a	n/a	0-6.4 mph (0-10.3 km/hr.)	0-6.4 mph (0-10.3 km/hr.)	0-6.4 mph (0-10.3 km/hr.)	0-6.4 mph (0-10.2 km/hr.)	0-6.7 mph (10.8 km/hr.)	0-6.7 mph (10.8 km/hr.)	0-6.7 mph (10.8 km/hr.)
Range 3 (high)	0 - 9.3 mph (0-15.0 km/hr.)	0 - 9.3 mph (0-15.0 km/hr.)	0 - 13.1 mph (0-20.9 km/hr.)	0 - 13.1 mph (0-20.9 km/hr.)	0 - 13.1 mph (0-20.9 km/hr.)	0-15.7 mph (0-25.2 km/hr.)	0-16.5 mph (26.5 km/hr.)	0-16.5 mph (26.5 km/hr.)	0-16.5 mph (26.5 km/hr.)
Reverse	0 - 5.8 mph (0-9.4 km/hr.)	0 - 5.8 mph (0-9.4 km/hr.)	0 - 8.2 mph (0-13.2 km/hr.)	0 - 8.2 mph (0-13.2 km/hr.)	0 - 8.2 mph (0-13.2 km/hr.)	0-10.7 mph (0-17.0 km/hr.)	0-11.2 mph (17.8 km/hr.)	0-11.2 mph (17.8 km/hr.)	0-11.2 mph (17.8 km/hr.)
<b>Dimensions</b>									
Overall Length (w/ 3 pt.)	105.7 in. (2684 mm)	105.7 in. (2684 mm)	122.2 in. (3104 mm)	122.2 in. (3104 mm)	122.2 in. (3104 mm)	129.1 in. (3279 mm)	134.3 in. (3411 mm)	134.3 in. (3411 mm)	134.3 in. (3411 mm)
Overall Width (w/ Ag. Tires)	46.5 in. (1181 mm)	46.5 in. (1181 mm)	55.4 in. (1383 mm)	55.4 in. (1383 mm)	55.4 in. (1383 mm)	62.6 in. (1590 mm)	69 in. (1753 mm)	69 in. (1753 mm)	69 in. (1753 mm)
Overall Height (w/ ROPS up)	81.8 in. (2078 mm)	81.8 in. (2078 mm)	95.9 in. (2436 mm)	95.9 in. (2436 mm)	95.9 in. (2436 mm)	93.6 in. (2377mm)	95.5 in. (2426 mm)	95.5 in. (2426 mm)	95.5 in. (2426 mm)
Wheelbase	57.9 in. (1470 mm)	57.9 in. (1470 mm)	66.1 in. (1679 mm)	66.1 in. (1679 mm)	66.1 in. (1679 mm)	69.3 in. (1761 mm)	73.8 in. 91875 mm)	73.8 in. 91875 mm)	73.8 in. 91875 mm)
Ground Clearance	10.7 in. (271 mm)	10.7 in. (271 mm)	9.9 in. (252 mm)	9.9 in. (252 mm)	9.9 in. (252 mm)	14 in. (356 mm)	14 in. (356 mm)	14 in. (356 mm)	14 in. (356 mm)
Weight	1969 lb. (893 kg)	2056 lb. (933 kg)	3028 lb. (1373 kg)	3056 lb. (1386 kg)	3056 lb. (1386 kg)	3668 lb. (1664 kg)	3847 lb. (1745 kg)	3881 lb. (1760 kg)	3935 lb. (1785 kg)
<b>Steering</b>									
Inside Turning Radius	Hydrostatic power steering 89 in. (2261 mm)	Hydrostatic power steering 89 in. (2261 mm)	Hydrostatic power steering 114 in. (2896 mm)	Hydrostatic power steering 114 in. (2896 mm)	Hydrostatic power steering 114 in. (2896 mm)	Hydrostatic power steering 126 in. (3200 mm)	Hydrostatic power steering 132 in. (3353 mm)	Hydrostatic power steering 132 in. (3353 mm)	Hydrostatic power steering 132 in. (3353 mm)
Tilt Steering Wheel	N/A	N/A	Std	Std	Std	Std	Std	Std	Std
<b>Tire Sizes</b>									
General Purpose - Front/Rear	23x8.5-12 4PR /12-16.5 6PR	23x8.5-12 4PR /12-16.5 6PR	25x8.5-14 6PR / 15x19.5 8PR	25x8.5-14 6PR / 15x19.5 8PR	25x8.5-14 6PR / 15x19.5 8PR	27x10.5-15 6PR / 43x16-20 4PR	10x16.5 6PR / 14.9x24 8PR	10x16.5 6PR / 14.9x24 8PR	10x16.5 6PR / 14.9x24 8PR
Turf - Front/Rear	23x8.5-12 4PR / 33x12.5-16.5 4PR	23x8.5-12 4PR / 33x12.5-16.5 4PR	27x8.5-15 4PR / 41x14-20 4PR	27x8.5-15 4PR / 41x14-20 4PR	27x8.5-15 4PR / 41x14-20 4PR	27x8.5-15 10PR / 41x14-20 4PR	29x12.5-15 8PR / 21.5Lx16.1 4PR	29x12.5-15 8PR / 21.5Lx16.1 4PR	29x12.5-15 8PR / 21.5Lx16.1 4PR
Ag. - Front/Rear	6x12 6PR / 9.5x16 6PR	6x12 6PR / 9.5x16 6PR	7x14 8PR / 11.24x24 6PR	7x14 8PR / 11.24x24 6PR	7x14 8PR / 11.24x24 6PR	7x16 10PR / 12.4x24 8PR	8x16 10PR / 13.6x24 6PR	8x16 10PR / 13.6x24 6PR	8x16 10PR / 13.6x24 6PR
<b>Attachments</b>									
Loader Lift Capacity @ 500mm in front of bucket pin (w/Rear Ballast)	830 lb. (376 kg)	830 lb. (376 kg)	1225 lb. (556 kg)	1225 lb. (556 kg)	1225 lb. (556 kg)	1300 lb. (589 kg)	2050 lb. (929 kg)	2050 lb. (929 kg)	2050 lb. (929 kg)
Loader Lift Capacity @ Bucket Pivot (w/Rear Ballast)	1140 lb. (517 kg)	1140 lb. (517 kg)	1605 lb. (728 kg)	1605 lb. (728 kg)	1605 lb. (728 kg)	1650 lb. (748 kg)	2600 lb. (1179 kg)	2600 lb. (1179 kg)	2600 lb. (1179 kg)
Bucket Widths	48 in., 54 in.	48 in., 54 in.	54 in., 60 in., 68 in.	54 in., 60 in., 68 in.	54 in., 60 in., 68 in.	54 in., 60 in., 68 in., 72 in.	54 in., 60 in., 68 in., 72 in.	54 in., 60 in., 68 in., 72 in.	54 in., 60 in., 68 in., 72 in.
Loader Max Lift Height	73.3 in. (1862 mm)	73.3 in. (1862 mm)	84.3 in. (2141 mm)	84.3 in. (2141 mm)	84.3 in. (2141 mm)	98.1 in. (2492 mm)	112.1 in. (2847 mm)	112.1 in. (2847 mm)	112.1 in. (2847 mm)

\*Note: Hydraulic 3pt. lift capacity will vary depending on lift point height

## Standard Features

- Suspension Seat
- Cup Holder
- Glow Plug Engine Pre-heat
- Toolbox
- Headlights/Tail Lights/Brake Lights
- Cruise Control
- Spark Arrestor Muffler
- Horn/Hazard Flasher/Turn Signals

OPTIONAL BOB-TACH™



## Safety Equipment

- Safety Interlock System (neutral start-operating)
- Fold-Down or Cab-Enclosed ROPS (roll-over protection structure)
- Fully Retractable Seatbelt

OPTIONAL REAR REMOTE HYDRAULIC VALVES



## Training Resources

Train operators and technicians in the safe operation and servicing of Bobcat equipment. Operator training courses, safety videos and other training materials are available at your Bobcat dealer's parts department or online at [www.bobcat.com/training](http://www.bobcat.com/training) or [www.training.bobcat.com](http://www.training.bobcat.com)

OPTIONAL CAB



Outfit your tractor to meet your specific job requirements – or just increase your comfort level.

- Comfort:**
- Cab with Heat and Air Conditioning
- Sun Shade
- Deluxe Suspension Seat

## Options & Accessories

- Mechanical:**
- Locking Fuel Cap Kit
- Mid PTO
- Bob-Tach™
- Loader Joystick and Control Valve
- Rear Remote Hydraulic Valve
- Jobsite:**
- Backup Alarm
- Slow Moving Vehicle Emblem Kit
- Grill Guard
- Lighting:**
- Rear Work Light
- Tire:**
- General Purpose Tires
- Turf Tires
- Ag Tires
- Spare Tire and Rim Assemblies

# The leader in versatility and maneuverability.



Skid-Steer Loaders



Compact Track Loaders



All-Wheel Steer Loader



Compact Excavators



Mini Track Loaders



VersaHandler® Telescopic Tool Carriers



Toolcat™ Utility Work Machines



Utility Vehicles



Compact Tractors



Attachments

## Bobcat History

### Pioneering Maneuverability:

Bobcat introduced its first compact loader in 1958 and two years later, the world's first skid-steer loader. This created an entire industry of machines that put the power of large equipment in a compact size with unmatched maneuverability.



### Offering More Versatility:

In 1970 Bobcat invented the first quick-change attachment system for skid-steer loaders called the Bob-Tach™ mounting system. Today we offer more attachments than anyone in the world empowering customers to transform all our machines into multi-task attachment carriers and reach higher levels of production.

### One Tough Animal:

All over the world, Bobcat equipment is known for being durable and dependable. By lasting longer and minimizing down time we help our customers become as successful as possible.

### Help When You Need It:

With 50 years of experience and over 550 locations we offer the best dealer network in the country for compact equipment. They offer a quality sales force, dependable parts department and qualified service technicians leading to a quality customer experience.




### Leader by Design:

Listening to the customer and a pioneering spirit is why Bobcat continues to lead the evolution of compact equipment...

- 1960 – Invented the FIRST true skid-steer loader.  
Today – One out of every two skid-steers is a Bobcat loader.
- 1970 – Invented the FIRST attachment mounting system for skid-steer loaders.  
Today – Bobcat Company manufactures more attachments than anyone in the world.
- 1977 – Built the FIRST skid-steer with no chain adjustments required.  
Today – Still a Bobcat exclusive.
- 1981 – The FIRST secondary restraint seat bar is introduced.  
Today – Bobcat is the only company that offers operator training kits for compact equipment.
- 1983 – The FIRST skid-steer with a transversely mounted engine.  
Today – Still a Bobcat exclusive.
- 1990 – Introduced the FIRST compact excavator manufactured in the U.S.  
Today – Still the only compact excavator manufactured in the U.S.
- 1999 – Introduced the FIRST compact track loader with a solid-mounted undercarriage manufactured in the U.S.  
Today – One out of every two compact track machines is a Bobcat.
- 2001 – Invented the FIRST loader with all-wheel steer and skid-steer capabilities.  
Today – Still a Bobcat exclusive.
- 2003 – Revolutionized the way the world works with the invention of the Toolcat line, the world's FIRST utility work machine – a cross between a pickup, attachment carrier and utility vehicle.  
Today – The Toolcat utility work machine – still the only one of its kind.
- 2006 – FIRST utility vehicle with RapidLink™ Attachment System.
- 2007 – Bobcat launches its new line of compact tractors.

### A Constant Innovator:

In 1957 a turkey farmer needed help. So we built the world's first skid-steer loader. We created an industry by listening to the needs of the customer. This focus is the same today. In 2000 a superintendent needed help. So we built the world's first Toolcat utility work machine. We continue to be a global leader in innovation by listening to our customers.



# BOBCAT TIMELINE



## Get Bobcat Gear!

Find cool Bobcat® gear and accessories by visiting your local Bobcat dealer or [www.BobcatStore.com](http://www.BobcatStore.com)

# Unearth productivity.



With Bobcat® compact tractors, your longest, toughest jobs are more enjoyable. Smooth operation, a hydrostatic transmission, a fully adjustable suspension seat, tilt steering and ergonomic controls keep you comfortable while you do the job. A wide variety of 3-point hitch implements helps you save time on every job – and do more in a day.



**Bobcat**®

[www.bobcat.com/tractor](http://www.bobcat.com/tractor)

*One Tough Animal*™

**Bobcat Company**

P.O. Box 6000 • West Fargo, ND 58078

[www.bobcat.com](http://www.bobcat.com)